

STEVE'S STATION®



The Steve's Station family of advanced sit/stand furniture keeps you comfortable and productive all day long. Advanced tables lift 325 lbs. with a height range of 23"-49", even more in the dual-surface variety! **Steve's Station for Imaging** was developed in partnership with radiologists nationwide to meet their specific ergonomic needs. The table's **NEW! Monitor Easy Track®** moves the entire bank of monitors forward and back 10" to reach your optimal focal depth.

Steve's Station's innovative design and usability earned it NeoCon's 2011 Innovation Award from industry leaders in product design.

PRODUCT SPECIFICATIONS

Shelves: 1" thick (1.25" for New Steve's Bench) medium-density fiberboard shelves are wrapped in a highly durable thermoplastic laminate to resist cracking and stand up to a wide range of chemicals.

Metal: Metal components are 16 gauge steel with a baked-on powder coat finish.

Colors: See Color Choices at the top of the following pages for available colors.

Tested for safety: Steve's Station Advanced is ETL-listed to UL standard 60950-1 in US and Canada. Steve's Station Essential is listed to UL 962 and CSA C22.2 No. 68. Steve's Bench is listed to UL 962.

For details on the Anthro Corporation **Limited Lifetime Warranty**, visit anthro.com.



Steve's Station Essential.
(72 wide shown above.)

NEW! MONITOR EASY TRACK



NEW!
MONITOR EASY TRACK
METBK

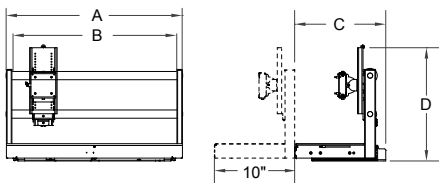


CONVERT YOUR EXISTING TABLE
INTO READING WORKSTATION.
MONITOR EASY TRACK + ACCESSORIES.
(SEE P.21 FOR ADDITIONAL MODALITIES)

- Create a reading station from an existing table, desk, or countertop with Monitor Easy Track, Anthro's monitor management system that slides the entire monitor array forward and back in unison to place displays at your optimal focal depth (10" range)
- To adjust, grab the front grip, squeeze the brake release, then pull or push the track into position. Let go and the array stays in place.
- Customize Monitor Easy Track to support your particular modality. Add knuckles for each display, and Monitor Boom Extensions to extend the width of the monitor boom. (p.21) Monitor Easy Track supports up to 130 lbs total.
- Monitor Easy Track also fine-tunes each monitor's position vertically, laterally, and side-to-side tilt to place your displays in a seamless array, even different sizes and makes.
- The boom measures 30" wide and comes with a single monitor knuckle. Choose from four pre-configured kits to support your modality. Kits available in 2+1, 4+1, and versions for large dual-width imaging displays. Monitor knuckles and side Monitor Extensions are also sold separately. (Looking for a particular modality? Go to page 21 for Monitor kits details and part numbers.)
- Each knuckle comes with a 15-ft DVI-D cable to route from your display to your computer. Using a longer cable ensures that equipment stays connected through Monitor Easy Track's entire range of motion. This cable is capable of transmitting resolution value of 2560x1600 at 60 hz.
- Ships assembled. Installs with four through-bolts on any surface at least 30" deep.
- Comes in Black (BK).

| PRODUCT | Width (A) | Width (B) | Depth (C) | Height (D) | Weight | Part # |
|--------------------|-----------|-----------|-----------|------------|---------|--------|
| Monitor Easy Track | 32" | 30" | 14.7" | 16.6" | 44 lbs. | METBK |

⚠ Not recommended for NEW Steve's Bench. Call us to discuss your monitor solutions.



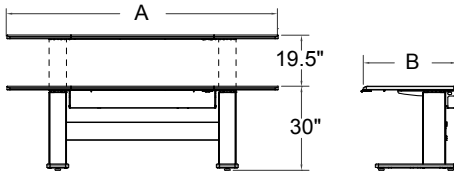
Steve's Station was recognized by the international judges at NeoCon for Most Innovative Design. Many of the major companies in the world compete at this event. So we are thrilled to win!

STEVE'S STATION WORKSTATIONS

NEW! STEVE'S BENCH



NEW!
STEVE'S BENCH
SHOWN WITH MONITOR ARMS
(NOT INCLUDED)



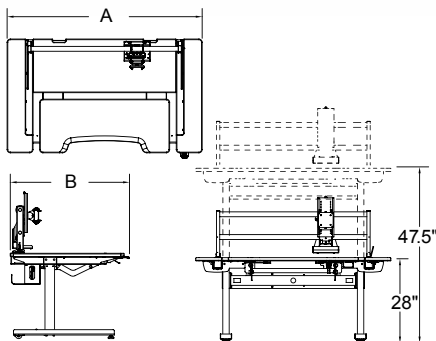
- Very large electric lift table measures 90" wide, 31" deep.
- Electric legs adjust the table 30" to 49.5" high with the push of a button.
- Table lift capacity is 350 lbs. of distributed weight.
- Comes with 12-outlet power strip to power all your equipment. Outlets are spaced wide to accommodate power adapters on the plug. Plug your equipment into the table so the cords don't have to stretch to reach the wall outlet when the table adjusts.
- Large cable trough holds and organizes all your cords and power adapters so they're protected and out of the way.
- Shelves are made of 1.25" thick medium-density fiber board with durable thermoplastic laminate.
- Steel components have a baked-on powder coat finish for durability.
- Listed to UL 962.
- Available in Grey Metallic (GM) metal with choice of Dark Grey (DG) or Wenge (WE) shelf laminate.
- Comes with 1 three-part worksurface assembly (each surface with thermoplastic laminate finish), 1 cable trough, 12-outlet power strip, 1 horizontal cross pan, 2 leg assemblies, 1 electric key pad for shelf height adjustment, 2 feet, and 1 power cord.
- Ships in one palletized box.

| PRODUCT | Width (A) | Depth (B) | Weight | Part # |
|---------------|-----------|-----------|----------|-----------|
| Steve's Bench | 90" | 31" | 255 lbs. | RTS90GMxx |

STEVE'S STATION ESSENTIAL



72 W STEVE'S STATION ESSENTIAL
RAD272GV-WE

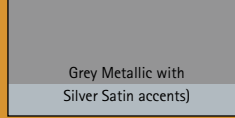


- Available in two widths: 60" and 72". Tables measure 35" deep.
- Electric lift legs adjust the table's height 28"-47.5" high with the push of a button. Strong legs move 0.9"/sec.
- Front keyboard surface adjusts 5.75" below the rear monitor surface to 7" above for a total height range of 22.25"-54.5". Loosen the knobs to adjust the tilt from 9 degrees forward for positive tilt to 15 degrees back for negative tilt. Keyboard surface measures 40" wide x 16.25" deep. Keyboard surface tapers in at the center to 12.5" deep for a cockpit feel.
- Side shelves measure 8" wide on the 60w table and 14" wide on the 72w table.
- Total lift capacity 200 lbs including up to 40 lbs on the keyboard surface.
- Table includes Monitor Easy Track™, a monitor management system that slides the entire monitor array forward and back in unison to reach your optimal focal depth (10" range). One monitor knuckle included.
- Monitor Easy Track also fine-tunes each monitor's position vertically, laterally, and side-to-side tilt to place your displays in a seamless array, even different sizes and makes.
- Monitor Easy Track comes with a central monitor boom (45.25" wide) and a single monitor knuckle. Choose from four pre-configured kits to expand your table to support your modality. Kits available in 2+1, 4+1, and versions for large dual-width imaging displays. Monitor knuckles and side Monitor Extensions are also sold separately. (p. 21)
- Each knuckle comes with a 15-ft DVI-D cable to route from your display, through the table's cable trough, and to your computer. Routing your power and data cables through the system ensures that equipment stays connected through the table's entire range of motion, without disconnecting or damaging the ports. This cable is capable of transmitting resolution value of 2560x1600 at 60 hz.
- Cable trough measures 43.5"w x 8.75"d x 8.5"h to hold all your cords and cables. Add a Power Bar (sold separately) to plug in all your devices plus the table and send a single power cord to the wall. This protects power connections on your equipment as the table moves up and down.
- "Tilt and go" wheels at the back of each foot make it easy to move the table when you need to rearrange your reading room or access the back of your equipment. Just lift the table on the side shelves and roll the table into place!
- Available in Grey Metallic metal with Silver Satin accent (GV) with choice of Dark Grey (DG) and Wenge (WE) laminate.
- Comes with 1" thick worksurface with thermoplastic laminate finish, Monitor Easy Track with 10" depth adjustment, one monitor knuckle, two electric lift leg assemblies, one keyboard surface with manual height and tilt control, one cable trough, two feet with tilt-and-go back wheels.
- Listed to UL 962 and CSA C22.2 No. 68 for safety. Ships in two boxes.


| PRODUCT | Width (A) | Depth (B) | Weight | Part # |
|------------|-----------|-----------|----------|-------------|
| 60"w Table | 60" | 35" | 268 lbs. | RAD260GV-zz |
| 72"w Table | 72" | 35" | 282 lbs. | RAD272GV-zz |

COLOR CHOICES

Select your product colors from the following swatches. Replace "xx" with a 2-letter Laminate Code.



Metal Colors (GV)

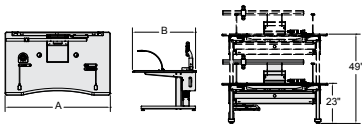


Laminate Colors (xx)

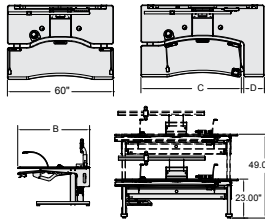
STEVE'S STATION ADVANCED



STEVE'S STATION ADVANCED
DUAL SURFACE, 72"W



STEVE'S STATION ADVANCED
SINGLE SURFACE



STEVE'S STATION ADVANCED
DUAL SURFACE

- Radiology reading station comes with Monitor Easy Track, a monitor management system that slides the entire monitor array forward and back in unison to place displays at your optimal focal depth (10" range).
- Customize Monitor Easy Track to support your particular modality. Add knuckles to support each display, and Monitor Boom Extensions to extend the width of the monitor boom. Monitor Easy Track supports up to 130 lbs total.
- Monitor Easy Track also fine-tunes each monitor's position vertically, laterally, and side-to-side tilt to place your displays in a seamless array, even different sizes and makes.
- Comes with a central monitor boom (44" wide) and a single monitor knuckle. Choose from four pre-configured kits to expand your table to support your modality. Kits available in 2+1, 4+1, and versions for large dual-width imaging displays. Monitor knuckles and side Monitor Extensions are also sold separately. (p.21).
- Each knuckle comes with a 15-ft DVI-D cable to route from your display, through the table's cable trough, and to your computer. Routing your power and data cables through the system ensures that equipment stays connected through the table's entire range of motion, without disconnecting or damaging the ports. This cable is capable of transmitting resolution value of 2560x1600 at 60 hz.
- Electric legs adjust the table's height 23"-49" high with the push of a button. Strong legs move 0.9"/sec.
- Available in single-surface and dual-surface versions. Dual-surface table features front keyboard surface with manual height and tilt adjustment. Adjust height 5.75" below to 7" above the back monitor surface for a total height range of 17.25"-56". Keyboard surface tilts 9 degrees forward, for positive tilt, to 15 degrees back, for negative tilt.
- Twin LED task lights (one left, one right) are on flexible 12" gooseneck arms, so you target the light where it's needed. On/off switch and dimmer give you control.
- Safety limit switches stop the table's motion when the worksurface encounters an obstacle.
- Air circulation fans keep air moving around the displays so you stay fresh. Fan housing pivots, so you direct the air as needed, and dimmer lets you control the flow.
- Overall weight and lift capacity is 325 lbs.
- Ships assembled in a single palletized package.
- Available in Grey Metallic metal with Silver Satin accent (GV) and Dark Grey (DG) or Wenge (WE) laminate.
- Comes with 1" thick worksurface with thermoplastic laminate finish, updated Monitor Easy Track with 10" depth adjustment on twin-beam boom assembly, two shelf support arms with safety stops, two electric lift leg assemblies, power strip on worksurface with 3 outlets, two LCD task lights with dimmer control, air circulation fan, cable trough, power strip in cable trough with 12 outlets, two cable management ladders (one on monitor support assembly, one under cable trough), two feet with leveling glides, and one power cord. Ships assembled.

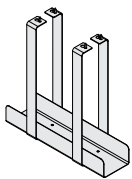
| PRODUCT | Width (A) | Depth (B) | Width (C) | Width (D) | Weight | Part# |
|----------------------|-----------|-----------|-----------|-----------|----------|-------------|
| Single-surface, 60"w | 60" | 36" | - | - | 357 lbs. | STB160zz/xx |
| Single-surface, 72"w | 72" | 36" | - | - | 372 lbs. | STB172zz/xx |
| Dual-surface, 60"w | 60" | 42.5" | - | - | 369 lbs. | STB260zz/xx |
| Dual-surface, 72"w | 72" | 42.5" | 58.5" | 12" | 384 lbs. | STB272zz/xx |

STEVE'S STATION ACCESSORIES

CPU SIDERACKS

Install your CPU in a SideRack and save space on your Steve's Station! Choose the size and style that fits. Available in Grey Metallic with Silver Satin accent.

CPU SideRack, Inboard



- Attaches under the worksurface of your Steve's Station table with four screws. Installs left or right.
- Supports CPUs up to 4" wide, 15.5" high. Holds up to 40 lbs.
- Comes in Grey Metallic with Silver Satin accent.

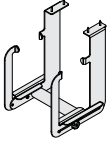
| PRODUCT | Width | Depth | Height | Weight | Part # |
|-----------------------|-------|-------|--------|--------|---------|
| CPU SideRack, Inboard | 4" | 16" | 15.5" | 6 lbs. | STSR1GV |



TAKE ALL THE TIME YOU NEED

Whether you buy 1 or 100 of something, we'll be happy to chat with you, either by phone or online, for as long as it takes to answer your questions and get you the right solution.

CPU SideRack, Outboard



- Attaches to the outside edge of your Steve's Station table with four screws. Installs left or right.
- Slide the arms open to insert your CPU, then tighten down to keep it in place. Measure the width of your CPU and add 3" to determine how far the SideRack will extend from the side of your table.
- Supports CPUs 4.5"-9.75" wide. Holds up to 40 lbs.
- Comes in Grey Metallic.

| PRODUCT | Width | Depth | Height | Weight | Part # |
|------------------------|-------|-------|--------|---------|---------|
| CPU SideRack, Outboard | 6.25" | 11.5" | 14.5" | 12 lbs. | STSR2GM |

CPU SideRack, Floor-mount



- This large 3" high platform sits on the floor to hold your CPU, UPS, or other equipment. Straddles either Steve's Station foot (left or right), or set it outside the footprint of the table.
- Metal hoop above the SideRack measures 16.25" above the platform to show the safe height limit of items stored under the table at its lowest position.
- Platform measures 13.25" wide, 22.5" deep. Comes with slots and strap and buckle kit to hold items in place.
- Did you add casters to your Steve's Station table? Add casters to this floor-mount too. Sold separately, part #570CA.
- Holds up to 125 lbs.
- Comes in Grey Metallic with Silver Satin accent.


| PRODUCT | Width | Depth | Height | Weight | Part # |
|---------------------------|--------|-------|--------|---------|---------|
| CPU SideRack, Floor-mount | 13.25" | 22.5" | 19.25" | 20 lbs. | STSR3GV |

3" CASTERS



- Make your Steve's Station mobile with this set of four 3" casters. Also works with the CPU SideRack, Floor-mount.
- Casters make the station 3" higher. When using these casters with the Advanced or Deluxe Steve's Station, update the height adjustment readout with its instruction in the owner's manual.
- Total-lock casters feature polyurethane tires suitable for all floors.

| PRODUCT | Weight | Part # |
|-------------------|--------|--------|
| Casters, set of 4 | 6 lbs. | 570CA |

 Does not work with NEW Steve's Bench, or Steve's Station Essential.

FILE AROUND



- Full-extension glides put everything in easy reach. Two locking casters keep unit in place when drawers are pulled out, and the fifth caster under the file drawer prevents the unit from tipping when drawers are fully extended.
- Holds up to 150 lbs. of distributed weight overall: up to 50 lbs. on top, up to 50 lbs. in the 6" drawer, and up to 75 lbs. in the 11" drawer.
- Available in Grey Metallic with Silver Satin accents.


| PRODUCT | Weight Capacity | Locking | Width | Depth | Height | Weight | Part # |
|------------|-----------------|---------|-------|-------|--------|---------|--------|
| FileAround | 150 lbs. | Yes | 15.5" | 18.5" | 21.5" | 60 lbs. | 510SM |

COLOR CHOICES

Select your product colors from the following swatches. Replace "xx" with a 2-letter Laminate Code.



Metal Colors (GV)



Laminate Colors (xx)

MONITOR SOLUTIONS

Steve's Station Advanced, Steve's Station Essential, and the Monitor Easy Track stand-alone unit share the dual-boom design. Customize the table to fit your modality with additional monitor knuckles, and increase the width of the array with articulating boom extensions.

Not recommended for Steve's Bench. Visit finder.ergotron.com to find your monitor solution.

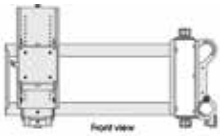
Monitor Knuckles



- Choose from Standard and Super Knuckle based on the weight of your display. Knuckles work with updated dual-boom Monitor Easy Track products like Steve's Station Essential. Knuckles slide into the monitor track and rest on the monitor block which adjusts in height in 1" increments. The monitor track attaches to the boom or boom extension at any position horizontally. Reposition the track's lateral position easily by loosening a single knob.
- Each knuckle provides tilt and swivel adjustment.
- The Standard knuckle (RADKNABK) supports displays up to 35 lbs and comes with VESA 75mm and 100mm pattern. The knuckle slides into the monitor track with 7" height adjustment in 1" increments. Fine tune the monitors' height and yaw using a pair of screws.
- For larger displays weighing 25-60 lbs, choose the Super knuckle (RADKNBBK). This knuckle also slides into the monitor track with 5" height adjustment in 1" increments and fine-tune adjustment for height and yaw.
- Need to stack two standard displays for your RIS, dictation, or other system? Add the Monitor Easy Track Vertical Extension (RADMVBK). It installs on the center boom or on a Monitor Extension and comes with two knuckles. Supports two displays, one above the other, up to 35 lbs total and up to 17" apart, center to center.
- Each table and Monitor Easy Track appliance comes with one Standard Knuckle. Add additional to support your modality.
- Each knuckle comes with a 15-ft DVI-D cable to route from your display, through the table's cable management system, and to your computer. At 15 feet long, it reaches all the way from your display to your CPU no matter how you adjust the Monitor Easy Track so connections on both your display and your CPU are protected. Cable is capable of transmitting resolution value of 2560x1600 at 60 hz.

| PRODUCT | Weight Capacity | Weight | Part # |
|---------------------------------------|-----------------|---------|----------|
| Standard Monitor Easy Track Knuckle | 35 lbs. | 10 lbs. | RADKNABK |
| Super Monitor Easy Track Knuckle | 25-60 lbs. | 12 lbs. | RADKNBBK |
| Monitor Easy Track Vertical Extension | 35 lbs. | 15 lbs. | RADMVBK |

Monitor Boom Extension



- Add more displays to your Monitor Easy Track with this Extension! Installs on the end of the center boom (or add one to each end) and measures 20" wide. Supports 35 lbs. Position extensions so they extend straight off the end of the boom or angle them toward you for a cockpit feel.
- Comes with a single knuckle plus hardware to attach the extension to your table or Monitor Easy Track appliance. Add more as space allows. Includes a 15-ft DVI-D cable to route from your display, through the table's cable trough, and to your computer.

| PRODUCT | Weight Capacity | Width | Weight | Part # |
|-------------------|-----------------|-------|---------|---------|
| Monitor Extension | 35 lbs. | 20" | 19 lbs. | RADMEBK |

Monitor Kits



4+1 CONFIGURATION



LD + 1 CONFIGURATION

- Need to support a standard modality? Choose a pre-configured kit to make it simple! Available for 2+1 and 4+1 modalities plus corresponding modalities using double-wide Large Displays.
- The 2+1 modality kit includes one Monitor Extension (which includes one Standard knuckle) plus an additional Standard Knuckle to add a second display to the center boom. The single Monitor Extension supports 35 lbs.
- The 4+1 modality kit comes with two Monitor Extensions (each with one Standard knuckle) plus two additional Standard Knuckles. These go with the single Standard knuckle that comes on the center boom. Each Monitor Extension supports 35 lbs.
- The LD+1 modality kit comes with one Monitor Extension (which includes one Standard knuckle) plus a Super knuckle to support your large display on the center boom. The Monitor Extension supports 35 lbs.
- The LD+2+1 modality kit comes with two Monitor Extensions (each with one Standard knuckle) plus one Super knuckle to support your large display on the center boom. The center boom comes with a Standard knuckle which supports one of the standard diagnostic displays. Each Monitor Extension supports 35 lbs.

| PRODUCT | Weight Capacity | Weight | Part # |
|------------|-----------------|---------|-----------|
| 2+1 Kit | 29 lbs. | 31 lbs. | RAD21BK |
| 4+1 Kit | 58 lbs. | 58 lbs. | RAD41BK |
| LD+1 Kit | 30 lbs. | 33 lbs. | RADLD1BK |
| LD+2+1 Kit | 50 lbs. | 52 lbs. | RADLD21BK |




**NEED TO MOUNT YOUR MONITOR?
USE ERGOTRON QUICK FINDER!**

Visit finder.ergotron.com to find the perfect product for your computer monitor, TV, laptop or tablet.

POWER SOLUTIONS

Plug all of your electrical cords into a single strip to keep them organized and accessible. Choose the mounting option and features that are right for you.

Power Bar



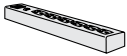
- Rated at 15 amps, 120 Volts. 2" spacing allows AC/DC adapters at each receptacle.
- Comes with 12' cord, on/off switch, on/off indicator light, and circuit breaker reset button.
- Slides into the cable enclosure.

Silver Metallic (SM)

| PRODUCT | Width | Depth | Height | Weight | Part # |
|----------------|-------|-------|--------|--------|---------|
| 12 Receptacles | 36" | 2" | 3" | 8 lbs. | PBA12SM |

⚠ Power Bars do not provide surge protection. For Steve's Station Essential only.

Surge Protector



- These UL-listed surge suppressors are 12" long, have 6 outlets and are rated at 15 amps, 120 Volts. Come with on/off switch, on/off indicator light, 15-ft power cord and circuit breaker reset button.
- Surge Protector - Comes in Black (BK) and attaches under a shelf with integrated mounting hardware or slips into the cable trough.

Black (BK)

| PRODUCT | Cord Length | Depth | Weight | Part # |
|----------------------------|-------------|-------|--------|--------|
| Surge Protector - Standard | 15' | 2.5" | 2 lbs. | 520BK |

⚠ For Steve's Station Essential only.