

TROLLEY

Trolley is a robust cart that moves all your equipment through tight spaces. At just 18" wide, it's very compact. With a 150-lb weight capacity, it holds everything you need. Customize with the options you need to make a complete computer cart, IT crash cart, and more!

PRODUCT SPECIFICATIONS

Shelves: 1" thick 45 lb industrial-grade particle board with high-pressure, scratch-resistant laminate. Vinyl contour edge banding matches the laminate.

Metal: 12 gauge steel with a baked-on powder coat finish.

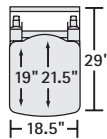
Casters: Comes with 5" heavy-duty single-wheel casters (two directional lock and two total lock)

Warranty: Lifetime Warranty against manufacturing defects.



Lanny's Trolley supports her complete system, outfitted with an articulating Keyboard and Mouse Caddy and tilt-and-swivel Monitor Mount so her set-up is comfortable to use.

TROLLEY

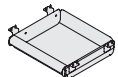


- Cantilevered shelf lets you roll right up to your work.
- At just 18.5" wide, Trolley fits into very tight spaces. The large 5" casters (two directional-lock and two total-lock) and 18"-wide cushioned handle make Trolley very easy to maneuver.
- Route cords and cables through the uprights to keep them protected and out of the way. Removable leg covers make them easy to access for equipment upgrades.
- Trolley holds 150 lbs. overall, up to 60 lbs. on the main shelf. Add shelves and bins for additional storage.
- Lifetime Warranty against manufacturing defects.
- Available in Silver Metallic (SM) metal with Light Grey (LG) laminate.

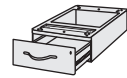
PRODUCT	Height	Width	Depth	Weight	Part #	Price
Trolley	37"	18.5"	29"	64 lbs.	TR18SM/LG	\$669

TROLLEY ACCESSORIES


DRAWERS



SMALL 3" DRAWER

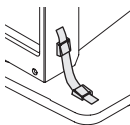


LARGE 6" DRAWER

- The 3" high metal drawer holds small items without taking up much space. Interior measurements are 12.75"w x 12.25"d x 3"h.
- The 6" high locking metal drawer comes with full-extension glides. Interior measurements are 13.25"w x 16.25"d x 6"h.
- Available in Silver Metallic (SM). Drill required for installation. 

PRODUCT	Weight Capacity	Locking	Width	Depth	Height	Weight	Part #	Price
Drawer - Small 3"h	15 lbs.	No	13"	12.5"	3.25"	7 lbs.	413SM	\$99.95
Drawer - Large 6"h	20 lbs.	Yes	13.5"	17.5"	6.5"	20 lbs.	275SM	\$249.95

EQUIPMENT HOLD-DOWN



- Secure your monitor or other equipment to a shelf with this handy kit. Attach an adhesive-backed buckle to one side of your equipment and another to the shelf, then feed the included strap through the buckles to secure.
- Comes with four adhesive buckles, two Polypropylene straps (1" wide x 8" long), and two alcohol pads for cleaning equipment and shelves.

PRODUCT	Part #	Price
Equipment Hold-down	333BK	\$29.95

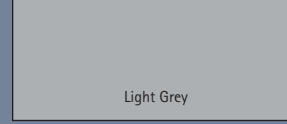
COLOR CHOICES

Select your product colors from the following swatches. Replace "zz" with a 2-letter Metal Code and "xx" with a 2-letter Laminate Code.



Silver Metallic

Metal (zz)



Light Grey

Laminate (xx)

FLAT PANEL MONITOR MOUNT



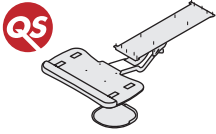
SINGLE MONITOR

- Secure your flat panel monitor to your shelf with this metal swivel-head mount on 13" high stand. Mount base is 4.5"w x 4.5"d.
- Available in Silver Metallic (SM).
- Install by drilling through the shelf and securing with four bolts. Drill required for installation.

PRODUCT	Supports Monitors Weighing	Weight	Part #	Price
Single Monitor	up to 22 lbs.	7 lbs.	615SM	\$219.95

KEYBOARD AND MOUSE CADDY

Keyboard and Mouse Caddy, Style B – Super



- Caddy moves in and out, up and down from even with your work surface to 6" below, tilts 15° positive and 15° negative, and swivels 360°.
- Swing-out mouse surface pivots out when it's needed and hides away when it's not.
- Made of steel and phenolic with an integrated foam wrist rest. Surfaces are neutral granite color.
- Requires 18.5" mounting depth. Drill required for installation.

PRODUCT	Width	Depth	Weight	Part #	Price
Keyboard and Mouse Caddy, Style B	19.5"	8"	7 lbs.	UKMCBK	\$239.95

MOUSE SOLUTIONS

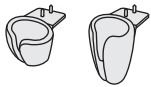
Mouse Shelf – Swing-out



- Made of heavy-duty phenolic in neutral granite finish. Attaches to wood surfaces. Drill required for installation.

PRODUCT	Width	Depth	Weight	Part #	Price
Mouse Shelf – Swing-out	8"	9"	2 lbs.	687BK	\$69.95

PROBE HOLDERS



SMALL LARGE

- Brackets measure 1.5" wide x 2.5" deep and attach to the bottom of any wood surface with 2 screws. Cushioned cups are open on the bottom and snap into place.
- Cups come in grey and light green. Brackets are Cool Grey (CG). Drill required for installation.

PRODUCT	Width	Depth	Height	Weight	Part #	Price
Probe Holder, Small	2.5"	3.5"	2.5"	1 lb.	ZGCSCG	\$44.95
Probe Holder, Large	2.5"	3.5"	4.5"	1 lb.	ZGCLCG	\$49.95

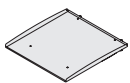
SECURITY CABLE, 36"



- Protect laptops and hard drives from theft with this adapter. The lock attaches to the back of your laptop or hard drive and the cable loops around the legs or brackets of your station.
- Comes with a cable, lock, and 2 keys.

PRODUCT	Length	Weight	Part #	Price
Security Cable, 36"	36"	2 lbs.	960SM	\$99.95*

SHELF – ADDITIONAL METAL



- Installs at any height along the legs in 1" increments.
- Has a weight capacity of 50 lbs.
- Available in Silver Metallic (SM).

PRODUCT	Width	Depth	Weight	Part #	Price
Additional Metal Shelf	17.5"	18"	8 lbs.	654SM	\$99.95

NO ROADBLOCKS!

That's the last thing you need in your busy day. There are no "policy manuals" at Anthro. It's up to us to make your experience as smooth as possible.

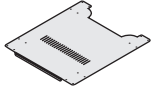
SHELF - ADDITIONAL WOOD



- Installs at any height along the legs in 1" increments. Includes cord clip for cable management.
- Available in Silver Metallic (SM) metal with Light Grey (LG) laminate.

PRODUCT	Width	Depth	Weight	Part #	Price
Additional Wood Shelf	18.5"	19.5"	16 lbs.	427SM/LG	\$99.95

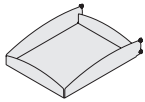
SHELF - BASE



- Attaches to the base of the Trolley, between its feet. Comes with a Strap and Buckle Kit to keep items secure. Holds 60 lbs.
- Available in Silver Metallic (SM) metal.

PRODUCT	Width	Depth	Weight	Part #	Price
Base Shelf	11.5"	15"	8 lbs.	648SM	\$84.95

TRAY



- Attaches at any height along the legs of the Trolley in 1" increments. The 2.5" high sides keep contents from rolling out. Holds 40 lbs.
- Available in Silver Metallic (SM).

PRODUCT	Width	Depth	Height	Weight	Part #	Price
Tray - Trolley	12.5"	14.5"	2.5"	8 lbs.	631SM	\$69.95